

Metallized film capacitor

MDL SERIES

Please request specifications for consideration.
If you send the email to "Contact us", we will send it.

Large capacitance Small

Metallized PET film capacitor

★ Performance

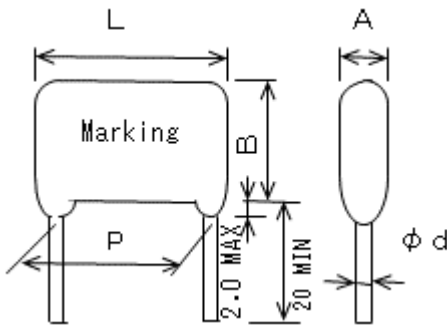
Item	Performance
Temperature range	-40~+85°C (+105°C) (Derate the voltage at +85~+105°C)
Rated Voltage (U _R)	35VDC, 63VDC
Capacitance range	4.7 ~22 μF
Capacitance tolerance	±10%(K)
Insulation resistance (IR)	≥ 3000 Ω · F Rated Voltage : 35VDC: (25 VDC for 1min) Rated Voltage : 63VDC: (50 VDC for 1min)
tanδ	≤0.01 (1kHz) , ≤0.016 (10kHz)



★ Standard dimensions table (MDL)

Parts cord	Rated voltage (V _{DC})	Capacitance (μF)	Cap. tolerance (%)	Dimensions (mm)					Permissible Current (Peak) I _{op} (A)	Taping PCS/Package
				A max	B max	L max	P ±0.75	φd		
MDL21V475K	35	4.7	±10	7.5	13.5	16.0	12.5	0.8	21.8	400
MDL21V106K		10		10.5	20.0	16.0	12.5	0.8	46.3	
MDL21V226K		22		11.5	21.0	23.5	20.0	0.8	55.1	
MDL21J106K	63	10		10.5	19.5	23.5	20.0	0.8	33.4	No taping
MDL21J226K		22		12.5	24.0	28.0	25.0	0.8	57.0	

■ Component outline

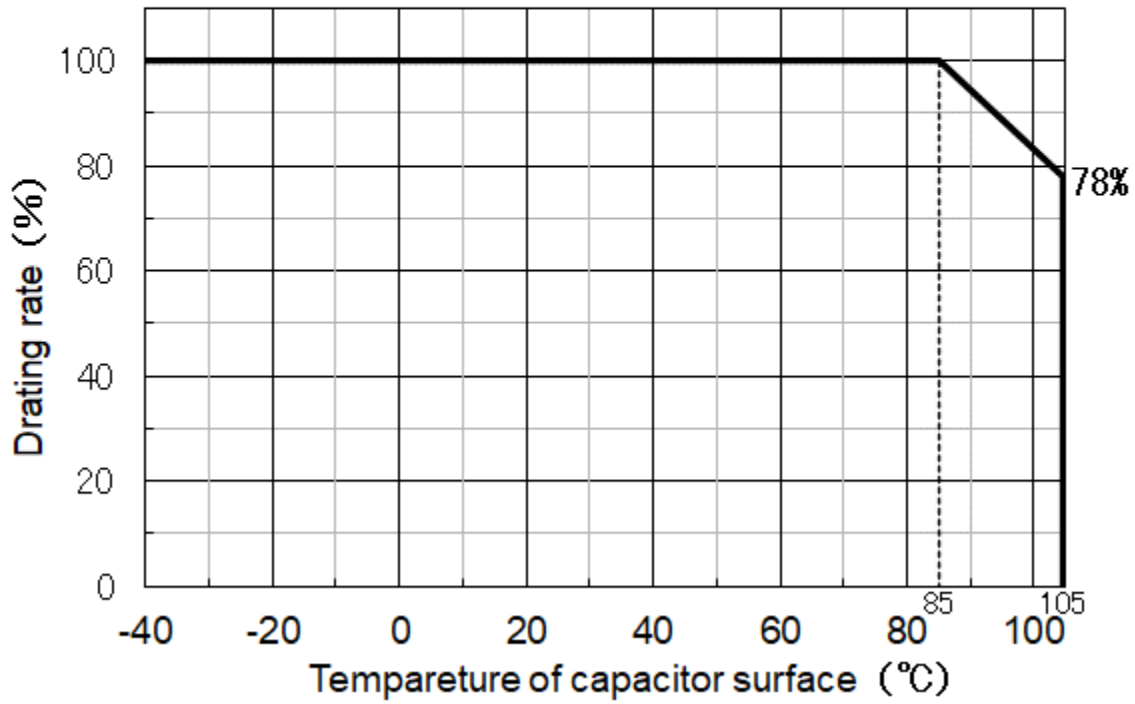


Metallized film capacitor

THE RELATION BETWEEN MAX OPERATING VOLTAGE AND OPERATING TEMPERATURE

Temperature:
Capacitor surface temperature

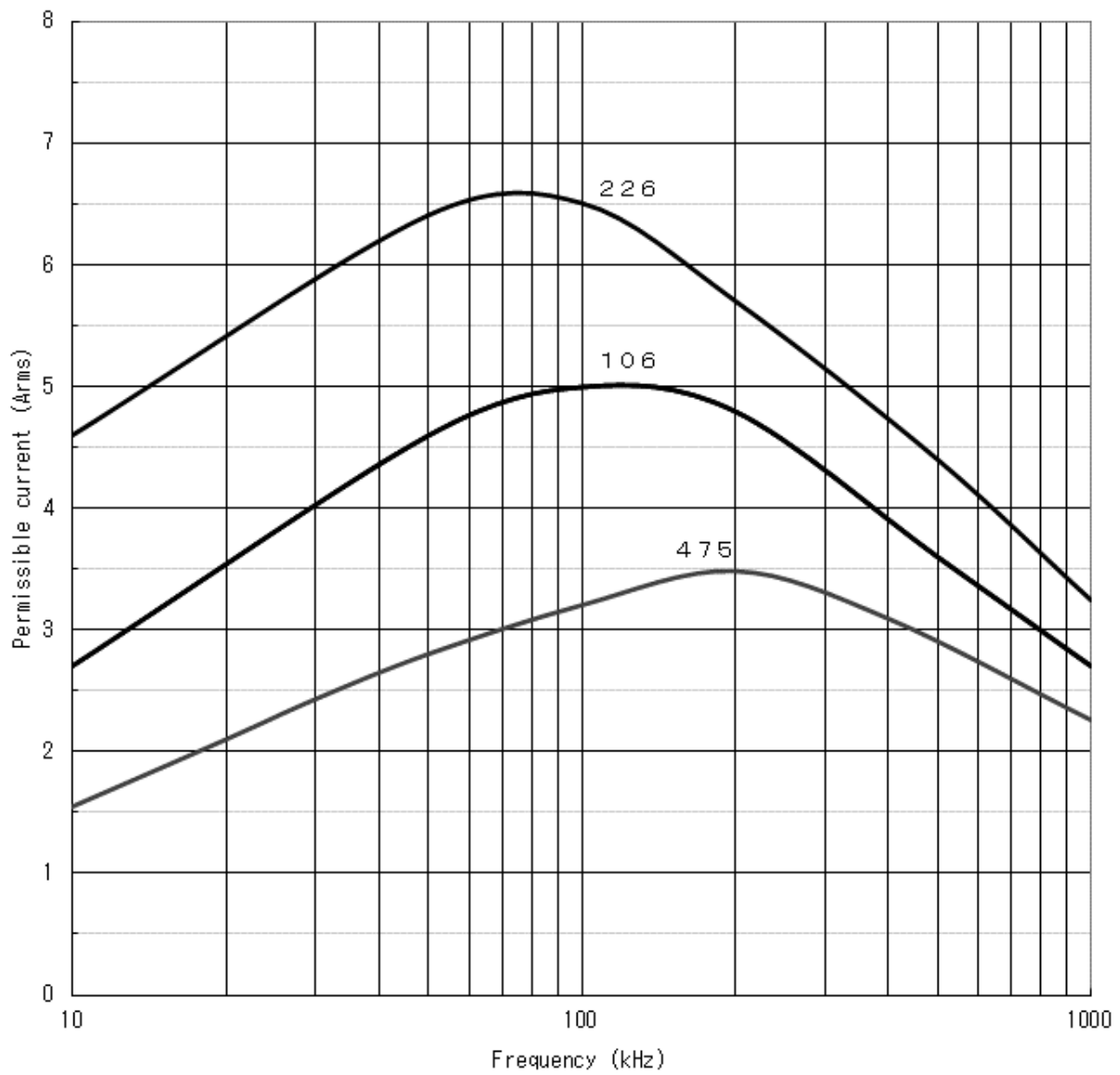
$$\text{Derating (\%)} = \frac{\text{Operating voltage}}{\text{Rated voltage}} \times 100$$



Metallized film capacitor

Permissible current (Effective value) vs. Frequency

MDL 35VDC



Metallized film capacitor

Permissible current (Effective value) vs. Frequency

MDL 63VDC

